

Motorized Ball Valves ZV

General

ZV series ball valves are widely used in central air-conditioning cool/heat water system. It can accurately control the flow of cool/heat medium depending upon the requirements of the given application, and can not result in sudden change of temperature and to control the room temperature accurately.



Features

- Quick and easy replacement of moving actuator
- Well waterproof and dustproof features (IP65)
- The actuator is available for all of 1/2" – 1 1/4" ball valves
- Valve can be operated by general tools when actuator has been removed
- High Differential pressure up to 1MPa and strict closure
- Soft shut-off and open, to eliminate water hammer in most applications tlaků
- Actuator installation allows for 2 different wiring orientations, thus providing ease of wiring and service

Model Definitions

ZV3-20-8

ZV – Zone valve

3 – 3-way vertical

3-A – 3-way horizontal

2 – 2-way

20 – diameter DN20 (20 mm)

8 – value KV

Without marking – power supply 230 V (standard)

24 – power supply 24 V

110 - power supply 110 V

Příklady modelů

ZV3-25-13-24 3-way vertical, DN25, value KV 13, power supply 24V


ZV2-15-5 2-way vertical , DN15, value KV 5, power supply 230V

Popis a materiál

•Medium: Cool/heat water or 60% glycol
 •Caliber: DN15, DN20, DN25, DN32
 •Structure: Two way or Three way
 •Operating Mode: on/off or 3-point control (24VAC)
 •Power Supply: AC110V, AC220V, AC24V etc.
 •Power Consumption : 6W (during valve position change)
 •Running Times: 15 sec.
 •Pipe Fitting: NPT internal thread

Body: forged brass, nickel plated
 Ball: chrome plated brass
 Stem: brass
 Seats: fiberglass reinforced teflon PTFE
 Seal: 2 EPDM O-rings, lubricated
 Pressure Rating: 2MPa
 Media Temp. Range: 34°F to 203°F (1°C to 95°C)
 Max. Differential Pressure: 1MPa
 Protection Grade: IP65
 Types: 2-way Valve, 3-way Valve (side); 3-way Valve (base)

Structure Schematic of Valve Bodies

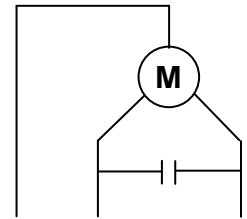


2- way Valve

3- way Valve (base)

3- way Valve (side)

Wiring Diagrams

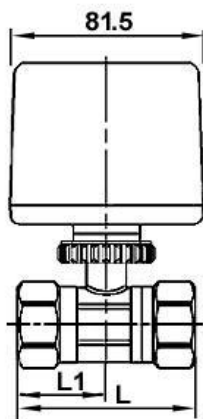


N
Black

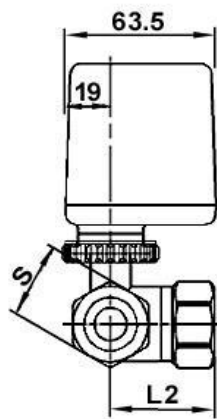
ON
Brown

OFF
Blue

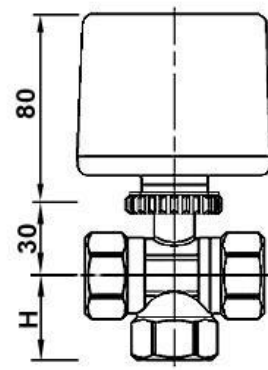
Dimensions , mm



2- way Valve



3- way Valve (side)



3- way Valve (base)

Caliber inch(mm)	Kv	L	L1	L2	H	S
1/2" (DN15)	4.62	67	33.5	39	34	27
3/4" (DN20)	7.50	66	33	39	36	32.5
1" (DN25)	13.02	88	44	48	40	40
1 1/4" (DN32)	25.97	100	50	60	—	48

Operation & Installation

- Make sure the arrow on the valve conforms to the flow direction.
- Please check the power supply of actuator carefully, make sure it is suitable for actuator to avoid damaging motor.